

Spelling Activities

A range of activities to help learn spelling words.

Air Write!



Write your spelling words in the air using your finger. Ask someone to read your words as you write them OR have them air write and you read.

Spelling Flashcards

Make a set of flashcards to practice your spelling words. When you look at your flashcard, read the word and then spell it out loud.

*Example- there t-h-e-r-e.



Sign Language

Use sign language finger spelling to sign the spelling of your words.



Check out Unity Kid's site:
www.unitykid.com/signlanguage.html
to see animated hands making the

3D Words

Use Play-Doh or clay, or something else to sculpt your

BYE



Speller-size

Pretend you are a cheerleader and call out the letters of your words! Cheer up high for letters that touch the top handwriting line (e.g. t and l).

Dusty Words

Go outside to a sandbox or some mud and write your words in the sand or mud.



Throw, Roll or Kick a Word

Throw, roll or kick a ball back and forth with a partner. You say the 1st letter, and then pass the ball and your partner

Foamy Words

Find a table or flat surface that can be cleaned easily. Spray a small amount of shaving foam or whipped cream and spread it out. Write your spelling words in the shaving foam or whipped cream.



Hopscotch

Make a hopscotch board outside with chalk.

Write the letters in your spelling words, instead of

Match Up

Write each of your words on two different pieces of card or paper. Turn all the cards face down and mix them up. Lay out your cards in rows and flip over two cards at a time. Read each card



Spelling Shapes

Count your spelling words. Draw one shape for each word. (use a ruler for straight sides). Then write your spelling words inside



Across and Down

Write each word across and down, sharing the beginning letter.

Example: when
h
e



Fancy Letters

Write each of your words out in fancy letters. Your letters could be curly or dotty.



Upper and Lower

Write your word normally. Then re-write it, with the vowels in lowercase and the consonants in UPPERCASE.



Consonant Circle

Write out each of your spelling words. Look through each word and circle the consonants.



Three Times

Write each of your spellings words 3 times. Use a different coloured pencil or pen each time.



Another Language

Write your spellings in another language. Make sure you write what language it is and each spelling word in



Pyramid Writing

Pyramid write your spelling words. Example: home

h
ho
hom
home



Syllables

Write each spelling word out. Divide the word into syllables. Example: Sept/em/ber



Adding my words

Write each of your spelling words out. Add up the value of each letter.

Consonants = 10 Vowels = 5

E.g.



Draw and Label


Draw and colour a picture for each of your spelling words. Make sure you label each picture with your spelling word.

Dog




Connect the dots

Write your spelling words using dots. Connect the dots you've drawn by tracing over them with a coloured pencil.



Colourful letters

Write out each of your spelling words using a different colour for each letter.



Acrostic Poems

Create an acrostic poem for 5 of your words.

Example: snow

Soft and fluffy
Never warm
Open the door



Backwards Words

Write each of your words forwards and backwards.

Example:

Where erehW



Spelling Shapes

Count your spelling words. Draw one shape for each word. (use a ruler for straight sides). Then write your spelling words inside



Scrambled Words

Divide the page into 3 columns. Write your words in the first column. Then write them again with the letters all mixed up (scrambled) in the second column. Come back later and cover the first column. Try to unscramble your words



Choo-Choo Words

the entire spelling list end-to-end as one long word (like a train). Use a different colored pencil for each word.



Secret Agent

Number the alphabet from 1-26. Example: a=1, b=2, c=3, d=4, etc. Then convert your words to a number code.

You must write the actual spelling word next to the "code word."

Or come up with your own symbol for each letter and

■ code and decode ★ your ☀



Make a Wordsearch

Make a wordsearch using a grid of all your spelling words. Come back and find your words with a colouring pencil.



Words within words

Write each spelling word and then write at least two words made from the same letters that is hidden inside the word.



Words without consonants

Write your spelling words on a list, but replace all the consonants with a line.


Then go back to the beginning of your list and see if you can fill in the



Hidden Words

Draw and color a picture. Hide your spelling words inside your picture.

Show your picture to someone and



Story or Poem

Write a story or poem using ALL of your spelling words. Underline



Headlines

Cut letters out of magazines and newspapers to spell your words. Stick them into your book.

That's an order!

Write your words out in alphabetical order.



Super Sentences

Write a super sentence for each one of your spelling words. Your sentence should be interesting/exciting. Underline your spelling



Rainbow words

Write your spelling word and trace over it 5 times using a different colour each time.



Bubble Letters

Write each of your spelling words in bubble letters. Then, colour them in.

