

London Borough of Richmond upon Thames

St Richard Reynolds Catholic High School

SRRCC 2324 old STARS STP

1/9/2019 - 23/7/24

School information

Basic information

Opening hours

07:00 - 19:00

Student school hours

08:30 - 15:00

Breakfast club opening hours

07:30 - 17:30

Extended school visiting time

02:00

Number of staff

150

Site crossing points

0 crossings

Site crossing patrol

No

Joint access

Joint access in the staff car park with Strathmore School who shares the site with SRRCC.

Travel and planning

Bus routes

33,110, 267, 281, 290, 490, 419, 65, E1, H22, H37, R68, R70

Bus stop procedure

Unknown

Catchment area

Twickenham, Teddington, Hampton, Whitton, Hounslow, Kingston, Richmond, Sheen, Mortlake, Hammersmith, Chiswick, Sunbury, Fulham, West Molesey, Whitton

Expansion plans

Building of a new Sixth Form and Primary block completed in 2018. Proposal to build a MUGA on the small grass area of the college to make most use of the space.

Engineering measures

To be confirmed

Other travel information

School Streets: ANPR Cameras are now operational in the streets surrounding the college during the following term-time hours: 7:45am – 9:15am 2:00pm – 3:30pm

Rules relating to school travel

School Travel Policy encourages students to use active travel to college where possible.

Notes about travel in the area

Unknown

Cycle routes

Unknown

Facilities and parking

Covered sheffield stand

60 spaces

Helmet lockers

0 lockers

Motorcycle parking

0 spaces

Sheffield stand

60 spaces

Student storage lockers

300 lockers

Staff parking

19 spaces

Cycle racks

20 spaces

Staff storage lockers

0 lockers

Staff car share parking

0 spaces

Other cycle parking

60 spaces

Staff shower facilities

Yes

Disabled parking

1 spaces

Scooter parking

40 spaces

Number of entrances

2 entrances

Visitor parking

1 spaces

Access to car park

Car Park access via a separate gate on Station Road. Shared with Strathmore school. 19 spaces allocated to staff on a rota and booking system. Priority given to staff who live further away from the college and those with child care needs.

Local speed limit

20 mph

Coach parking

No

Edubase data

Address

Clifden Road
Twickenham
London
TW1 4LT

Phase of education

Secondary

DfE Number

318/0

School type

Academy Converter

URN

149297

2083254630

[Go to website](#)

Gender

Mixed

Status

Open

Age range

11 - 18

Number of pupils

1086

Targets

✓ Achieved

To increase cycling safety

Description

We need to ensure that all students are wearing helmets and cycling safely when travelling to and from school

Planned date

03/05/2023

Closed date

19/05/2023

Anti idling

Description

To stop idling engines in parents' cars at pick up and drop off in the streets surrounding the school

Planned date

21/11/2022

Closed date

16/12/2022

Safety at bus stops

Description

This year we aim to increase safety awareness at bus stops on Twickenham High Street after school.

Planned date

05/09/2022

Closed date

14/07/2023

↻ In progress

Active travel

Description

Increase from 44-46% for pupils

Planned date

10/07/2024

Closed date

31/07/2025

public transport

Description

Increase public transport target for pupils from 42 to 44%

Planned date

10/07/2024

Closed date

31/07/2025

Issues

✓ Resolved

Increase walking safety

Description

Drive home the message about walking safely to college including: - not using their mobile phones when crossing the road or walking on the pavement - be aware of large groups walking and dominating the pavement to and from college - make students aware of the importance of time keeping so that they are not rushing to college and making silly choices when under pressure.

Actions

- Tfl Pioneers Challenge with the promotion of the obstacle course in the college hall. - Reminders in tutor slides to discuss in form time - Assembly to KS3 to promote sensible walking to and from college site.

Identified date

01/11/2023

Closed date

01/03/2024

Safety at bus stops

Description

We were contacted by a member of the public to notify us of unsafe behaviour from some of our students at a bus stop in Twickenham

Actions

- All Key Stage 3 & 4 students received information on safety at bus stops during their assembly the next week - The matter was raised with LT and more staff in high viz jackets have been allocated to supervise the high street after college, especially at bus stops. - The EcoReps conducted a road safety awareness campaign and demonstrated it to all KS3 students; this has probably been the most effective measure used to get the message across to our students.

Identified date

11/05/2023

Closed date

19/05/2023

Dangerous 3-point turn access in front of school gates

Description

New gates have been installed at the entrance of the Elizabeth building which now provides access to Primary and Secondary school reception site. The pavement outside the double gates is lowered as it was once a vehicle access point. Now this is no longer the case but numerous cars use this lowered curb to reverse onto the pavement in order to carry out 3-point turns. This is extremely dangerous as this gate is used for Primary school children arriving and leaving the Primary site and small children may not be visible to cars reversing on to the pavement.

Actions

Temporary - to place cones outside the school gates and on the section of road (currently faint zig-zag lines) to prevent cars from stopping, parking and using the clearing as a 3-point turn access. Notify parents not to conduct 3-

Identified date

13/11/2017

Closed date

25/11/2019

point turns in this area. Long-term - to increase the height of the curb and create a dedicated raised pavement to prevent cars from reversing onto the pavement.

20 mile/hr zone around school

Description

Request the implementation of a 20 mile/hour zoned area around the college. Including Clifden Road, Copthall Gardens, Station Road & Staten Gardens

Actions

Borough wide 20mph consultation in Sept 18

Identified date

23/03/2017

Closed date

14/11/2023

Current

Carbon Footprint - Net Zero Target

Description

Development of sustainability to reduce our carbon footprint across the whole college with an aim of being 'net zero' by 2030 by:

Actions

Tfl Pioneers Travel Group meetings and actions

Identified date













30/10/2023

Survey Groups

SRRCC Surveys - July 2024

Participants	Date	Responses	Response rate
Pupils & staff	02/07/2024	1316	94%
Active travel (44%/43%)	<div><div></div></div>		
Walking (32%/23%)	<div><div></div></div>		
Scooting (3%/0%)	<div><div></div></div>		
Buggy (0%/0%)			
Cycling (9%/20%)	<div><div></div></div>		
Public transport (41%/25%)	<div><div></div></div>		
Rail/Overground (9%/15%)	<div><div></div></div>		
Tube (0%/0%)			
DLR (0%/0%)			
Tram (0%/0%)			
Public bus (31%/10%)	<div><div></div></div>		
School bus/Taxi (0%/0%)	<div><div></div></div>		
River (0%/0%)			
Car (15%/33%)	<div><div></div></div>		
Car/Motorcycle (8%/10%)	<div><div></div></div>		
Car share (1%/10%)	<div><div></div></div>		
Park and stride (6%/13%)	<div><div></div></div>		

Staff & Student Travel Survey (Nov)

Participants	Date	Responses	Response rate
Pupils & staff	14/11/2023	1323	91%
Active travel			
(33%/42%)			
Walking (25%/29%)			
Scooting (2%/1%)			
Buggy (0%/0%)			
Cycling (6%/12%)			
Public transport			
(53%/30%)			
Rail/Overground (11%/12%)			
Tube (0%/0%)			
DLR (0%/0%)			
Tram (0%/0%)			
Public bus (41%/18%)			
School bus/Taxi (0%/0%)			
River (0%/0%)			
Car (14%/28%)			
			
Car/Motorcycle (13%/15%)			
Car share (1%/9%)			
Park and stride (0%/5%)			

Whole School Travel Survey 2023

Participants	Date	Responses	Response rate
Puplis	24/04/2023	1178	93%


Active travel
(38%/47%)




Walking (26%/23%)



Scooting (3%/7%)



Buggy (0%/1%)



Cycling (8%/16%)




Public transport
(52%/39%)




Rail/Overground
(10%/7%)




Tube (0%/1%)



DLR (0%/0%)



Tram (0%/0%)



Public bus (41%/21%)



School bus/Taxi
(0%/4%)



River (0%/7%)




Car (10%/15%)




Car/Motorcycle
(8%/13%)



Car share (1%/0%)



Park and stride
(2%/1%)



High School Hands Up Survey

Participants	Date	Responses	Response rate
Puplis	24/09/2020	786	97%

Active travel (47%/0%)

Walking (28%/0%)

Scooting (1%/0%)

Buggy (0%/0%)

Cycling (18%/0%)

Public transport (34%/0%)

Rail/Overground
(9%/0%)

Tube (0%/0%)

DLR (0%/0%)

Tram (0%/0%)

Public bus (23%/0%)

School bus/Taxi
(1%/0%)

River (0%/0%)

Car (19%/0%)

Car/Motorcycle
(8%/0%)

Car share (2%/0%)

Park and stride
(9%/0%)

Primary School Hands Up Survey

Participants	Date	Responses	Response rate
Pupils	24/09/2020	207	100%

Active travel (72%/0%)

Walking (48%/0%)

Scooting (13%/0%)

Buggy (0%/0%)

Cycling (11%/0%)

Public transport (0%/0%)

Rail/Overground
(0%/0%)

Tube (0%/0%)

DLR (0%/0%)

Tram (0%/0%)

Public bus (0%/0%)

School bus/Taxi
(0%/0%)

River (0%/0%)

Car (28%/0%)

Car/Motorcycle
(16%/0%)

Car share (1%/0%)

Park and stride
(10%/0%)

Hand-up High School Travel Survey - Oct 2018

Participants	Date	Responses	Response rate
Puplis	29/10/2018	768	96%

Active travel (19%/0%)



Walking (16%/0%)



Scooting (0%/0%)

Buggy (0%/0%)

Cycling (4%/0%)



Public transport (70%/0%)



Rail/Overground
(9%/0%)



Tube (0%/0%)

DLR (0%/0%)

Tram (0%/0%)

Public bus (61%/0%)



School bus/Taxi
(0%/0%)

River (0%/0%)

Car (10%/0%)



Car/Motorcycle
(10%/0%)



Car share (0%/0%)



Park and stride
(0%/0%)

Primary Hands-up Travel Survey Oct 2018

Participants	Date	Responses	Response rate
Puplis	29/10/2018	174	97%
Active travel (58%/0%)			
Walking (40%/0%)			
Scooting (13%/0%)			
Buggy (0%/0%)			
Cycling (5%/0%)			
Public transport (7%/0%)			
Rail/Overground (0%/0%)			
Tube (0%/0%)			
DLR (0%/0%)			
Tram (0%/0%)			
Public bus (7%/0%)			
School bus/Taxi (0%/0%)			
River (0%/0%)			
Car (34%/0%)			
Car/Motorcycle (34%/0%)			
Car share (0%/0%)			
Park and stride (0%/0%)			

Staff Travel Survey - Oct 2018

Participants	Date	Responses	Response rate
Staff	29/10/2018	116	93%

Active travel (35%/0%)

Walking (20%/0%)

Scooting (0%/0%)

Buggy (0%/0%)

Cycling (16%/0%)

Public transport (39%/0%)

Rail/Overground
(19%/0%)

Tube (1%/0%)

DLR (0%/0%)

Tram (0%/0%)

Public bus (19%/0%)

School bus/Taxi
(0%/0%)

River (0%/0%)

Car (26%/0%)

Car/Motorcycle
(22%/0%)

Car share (2%/0%)

Park and stride
(3%/0%)

Whole school 18/19

Participants	Date	Responses	Response rate
Pupils & staff	29/10/2018	1058	100%

Active travel (28%/0%)



Walking (20%/0%)



Scooting (2%/0%)



Buggy (0%/0%)

Cycling (5%/0%)



Public transport (56%/0%)



Rail/Overground
(9%/0%)



Tube (0%/0%)



DLR (0%/0%)

Tram (0%/0%)

Public bus (47%/0%)



School bus/Taxi
(0%/0%)

River (0%/0%)

Car (16%/0%)



Car/Motorcycle
(15%/0%)



Car share (0%/0%)



Park and stride
(0%/0%)



November Travel Survey 2017/18

Participants	Date	Responses	Response rate
Pupils & staff	26/01/2018	933	94%

Active travel (25%/0%)

Walking (19%/0%)

Scooting (2%/0%)

Buggy (0%/0%)

Cycling (4%/0%)

Public transport (59%/0%)

Rail/Overground
(7%/0%)

Tube (0%/0%)

DLR (0%/0%)

Tram (0%/0%)

Public bus (52%/0%)

School bus/Taxi
(0%/0%)

River (0%/0%)

Car (16%/0%)

Car/Motorcycle
(16%/0%)

Car share (0%/0%)

Park and stride
(0%/0%)

2016/17 Survey - all school

Participants	Date	Responses	Response rate
Pupils & staff	21/06/2017	665	97%

Active travel (25%/0%)



Walking (19%/0%)



Scooting (1%/0%)



Buggy (0%/0%)

Cycling (5%/0%)



Public transport (58%/0%)



Rail/Overground
(7%/0%)



Tube (0%/0%)

DLR (0%/0%)

Tram (0%/0%)

Public bus (51%/0%)



School bus/Taxi
(1%/0%)



River (0%/0%)

Car (16%/0%)



Car/Motorcycle
(13%/0%)



Car share (3%/0%)



Park and stride
(0%/0%)



May 2017 Staff Survey

Participants	Date	Responses	Response rate
Puplis	21/06/2017	73	86%

Active travel (27%/0%)



Walking (15%/0%)



Scooting (0%/0%)

Buggy (0%/0%)

Cycling (12%/0%)



Public transport (40%/0%)



Rail/Overground
(18%/0%)



Tube (0%/0%)

DLR (0%/0%)

Tram (0%/0%)

Public bus (22%/0%)



School bus/Taxi
(0%/0%)

River (0%/0%)

Car (33%/0%)



Car/Motorcycle
(27%/0%)



Car share (1%/0%)



Park and stride
(4%/0%)



Primary Hands up survey May 2017

Participants	Date	Responses	Response rate
Puplis	21/06/2017	118	98%

Active travel (61%/0%)

Walking (45%/0%)

Scooting (13%/0%)

Buggy (0%/0%)

Cycling (3%/0%)

Public transport (6%/0%)

Rail/Overground
(0%/0%)

Tube (0%/0%)

DLR (0%/0%)

Tram (0%/0%)

Public bus (3%/0%)

School bus/Taxi
(3%/0%)

River (0%/0%)

Car (33%/0%)

Car/Motorcycle
(32%/0%)

Car share (1%/0%)

Park and stride
(0%/0%)

Secondary Hands up survey May 2017

Participants	Date	Responses	Response rate
Puplis	21/06/2017	483	81%

Active travel (18%/0%)



Walking (13%/0%)



Scooting (0%/0%)

Buggy (0%/0%)

Cycling (4%/0%)



Public transport (73%/0%)



Rail/Overground
(7%/0%)



Tube (0%/0%)

DLR (0%/0%)

Tram (0%/0%)

Public bus (65%/0%)



School bus/Taxi
(0%/0%)



River (0%/0%)

Car (9%/0%)



Car/Motorcycle
(6%/0%)



Car share (3%/0%)



Park and stride
(0%/0%)

Whole School Hands-up survey Nov 2016

Participants	Date	Responses	Response rate
Pupils & staff	07/11/2016	740	92%


Active travel (26%/0%)



Walking (19%/0%)




Scooting (3%/0%)



Buggy (0%/0%)


Cycling (4%/0%)



Public transport (56%/0%)



Rail/Overground
(6%/0%)



Tube (0%/0%)


DLR (0%/0%)

Tram (0%/0%)

Public bus (51%/0%)



School bus/Taxi
(0%/0%)



River (0%/0%)


Car (18%/0%)




Car/Motorcycle
(12%/0%)



Car share (4%/0%)



Park and stride
(1%/0%)



Hands-up Survey May 2016

Participants	Date	Responses	Response rate
Puplis	23/05/2016	534	100%

Active travel (26%/0%)



Walking (19%/0%)



Scooting (2%/0%)



Buggy (0%/0%)

Cycling (5%/0%)



Public transport (55%/0%)



Rail/Overground
(6%/0%)



Tube (0%/0%)

DLR (0%/0%)

Tram (0%/0%)

Public bus (49%/0%)



School bus/Taxi
(0%/0%)



River (0%/0%)

Car (19%/0%)



Car/Motorcycle
(19%/0%)



Car share (0%/0%)

Park and stride
(0%/0%)

Hands-up Survey Nov 2015

Participants	Date	Responses	Response rate
Puplis	09/11/2015	473	92%


Active travel (22%/0%)



Walking (16%/0%)




Scooting (2%/0%)



Buggy (0%/0%)


Cycling (4%/0%)



Public transport (57%/0%)



Rail/Overground
(6%/0%)



Tube (0%/0%)


DLR (0%/0%)

Tram (0%/0%)

Public bus (51%/0%)



School bus/Taxi
(0%/0%)



River (0%/0%)

Car (21%/0%)



Car/Motorcycle
(21%/0%)



Car share (0%/0%)

Park and stride
(0%/0%)

Hands-up Survey Jun 2015

Participants	Date	Responses	Response rate
Puplis	29/05/2015	364	100%

Active travel (22%/0%)

Walking (11%/0%)

Scooting (5%/0%)

Buggy (0%/0%)

Cycling (6%/0%)

Public transport (59%/0%)

Rail/Overground
(4%/0%)

Tube (0%/0%)

DLR (0%/0%)

Tram (1%/0%)

Public bus (52%/0%)

School bus/Taxi
(1%/0%)

River (0%/0%)

Car (19%/0%)

Car/Motorcycle
(19%/0%)

Car share (0%/0%)

Park and stride
(0%/0%)

Stories

Other cycling activity - Cargo Bike Pop Up

Our story

A local company who promotes Cargo bikes were invited to install a Pop-up at an event at the college. The event chosen was Primary Sports Day at St Mary's University on the 9th July. The idea for choosing this date was to attract as many Primary parents to gather interest in the Pop-up whilst they were coming to the Sports Day to watch their child and at the same time invited to stay for a picnic. Communication between the STP and the co-ordinator the company was arranged and flyers were distributed electronically before the event to allow as many parents as possible to know that the Pop-up would be there. Unfortunately, it was a rainy day and the races took place inside the sports hall. Leaflets were distributed to parents watching their children in the races and some spoke to the promoter after the event.

Dates of activity

09/07/2024 - 09/07/2024

Number of participants

300

Pupil involvement

Our story

Students who have been attending EcoRep group every Wednesday have been fully involved in leading the active travel campaign that we started at the beginning of the academic year. They have attended regular weekly meetings and participated in many assemblies, travel activities, challenges and changes. To reflect this, the students have been completing their leadership challenge dossiers which have now been submitted for approval.

Dates of activity

08/07/2024 - 08/07/2024

Number of participants

12

Hands-up surveys

Our story

The college conducted a survey in November 2023 and spent the year with the EcoRep group highlighting the importance of active travel and road safety. Another survey was conducted in July 2024 and comparisons were made to find out if our campaign had had any effect. For the staff survey, we were able to make a direct comparison of the data and found that fewer staff members travelled alone in their car and there was a marked increase in the number of cyclist and those doing park and stride. In the Primary school, there was an increase in the number of students walking and also doing park and stride and a significant decline in car use. In the High School, we had to use a % comparison as we did not have the Year 11s or Year 13s in college to conduct the survey. However, again, there was an increase in bike use, a decrease in car use and an increase in park/bus and stride. Overall more active travel and less car use. Results have been uploaded onto the website.

Dates of activity

02/07/2024 - 02/07/2024

Number of participants

1400

Attend a TfL or borough school travel event

Our story

After setting up a new EcoRep group, we invited Mr Kitchen to come into the college to deliver the TfL Pioneers Challenge. As a result of this course that the group have attended over the year, they were invited to attend a Eco Seminar being held at the London Transport Museum in Covent Garden. A group of 12 students and two member of staff organised the trip with the view

Dates of activity

25/06/2024 - 25/06/2024

Number of participants

13

of presenting their findings to other schools and share in their Eco beliefs on how we can make London transport more Eco friendly and sustainable.

Walking trips

Our story

As a result of Arts Week and in conjunction Barnes Literature Festival, each of the Year groups in Primary are taking part in activities in the local area. The venues include Twickenham Stadium for Early Years and KS1 pupils as well as Orleans House Gallery for the older pupils. The week concludes with a trip to the National Portrait Gallery for KS2 students. Parents were informed of the trips (which would involve walking to the local venues) and parents volunteered to lead the pupils to the various events.

Dates of activity

14/06/2024 - 21/06/2024

Number of participants

210

World Environment Day

Our story

The college departments have added World Environment Day into their curriculum in order to make students aware of their environment, nature and how their subject reflects the student's every day lives. In the Science Department, the teachers in Chemistry and Biology asked students to create a piece of artwork to reflect global warming to coincide with World Environment Day. The Year 8s were studying ecosystems; so the Y8 global warming project was linked to the ecosystems lesson and made students aware it was World Environment Day. The students spent time reading on Coral Reef ecosystems and wrote tips on reducing destruction to these habitats etc...Inc. Reducing CO2 emissions, Reusing / Recycling, Choosing coral friendly sun screen etc. In Geography, the students were given field work to carry out tests to discover the effects of globalisation on both the urban and physical environments.

Dates of activity

05/06/2024 - 05/06/2024

Number of participants

360

Bikers' breakfast

Our story

Our EcoRep group wanted to try and encourage as many of our students as possible to cycle to school so we chose a date in the diary to hold a Bikers' Breakfast. We created posters and informed tutors and staff of the date. Posters were put up around the college to advertise the event. Next a google form was created to establish what jobs the EcoReps would take part in on the day. One person created the poster, another person created vouchers to hand out to students on the day and the rest helped by setting up the breakfast table, handing out vouchers and packing away afterwards. We had a lot of interest in both staff and pupils and a lot of excitement was generated on the day. At the end of the morning, we counted all the tokens that had been handed in. We collected 56 tokens. Our aim is to do this again at a time when the Year 11 and Year 13s are in college and also to include Primary Students. Now that we know what to do, it should be simple to repeat.

Dates of activity

21/05/2024 - 21/05/2024

Number of participants

800

Brighten your bag

Our story

Staff members in the college are keen to promote safe travel and in doing so have, in the past, used curriculum time to show students how to create reflective bag tags. As the D&T department had some spare reflective tape, the EcoReps decided to put it to good use by creating their own travel related acrylic tags to promote safe travel to college. Mrs Tyler, our D&T subject lead, gave up her lunch time one week to explain how to start designing the bag tags to the EcoRep group. They went about creating their design using a CAD based programme called 2D design. Once their design was created, they cut out their design into an acrylic base and then stuck the reflective material to their tags before cutting round their designs. The final pieces will be judged and the winner will have their design replicated multiple times so that they can be sold to students. Proceeds will go towards the EcoRep fund to be used for events and activities.

Dates of activity

08/05/2024 - 12/06/2024

Number of participants

16

Walking activity - Duke of Edinburgh Expedition

Our story

A group of Year 9 and Year 10 students are taking part in their Bronze Duke of Edinburgh Award and one part of their award is completing a practice expedition to navigate an area using maps, compasses and being self-sufficient by carrying their own belongings. The students prepared for their walk by preparing their route map and writing down a detailed description of their route with obvious land marks and distances between rest stops. They were encouraged to bring their personal belongings to carry and to be prepared with the correct attire for the predicted weather conditions. The expeditions went without a hitch and prepared the students for the more arduous walk planned for later in the year.

Dates of activity

16/04/2024 - 18/04/2024

Number of participants

120

Communicating with parents/carers

Our story

In a drive to make as much impact on our final travel survey of the year, the EcoReps were keen to push forward the Active Travel Campaign Drive in the summer term. During one of the weekly meetings, a schedule was put into place to advertise a series of initiatives to get the college, staff and parents 'moving'. Through tutor slides, teacher briefings, parent comms and other forms of advertising such as posters and social media eg. X (formally Twitter), the campaign was established.

Dates of activity

01/04/2024 - 11/06/2024

Number of participants

1500

The golden lock

Our story

The golden lock will encourage pupils to ride their bikes to school as often as possible by offering them the chance to win a prize. On a daily basis during bike week, we will surprise one of our pupils by fixing the golden lock onto their bicycle in the bike shed. At the end of the day as our pupils leave school, whoever's bike has the golden lock gets to claim their prize. We will

Dates of activity

14/03/2024 - 14/03/2024

Number of participants

1000

announce winners in assemblies and include their photograph in your school bulletin to further promote cycling. We will work with our Youth Travel Ambassadors to organise the activity.

The Big Walk and Wheel

Our story

Promoting the Big Walk & Wheel to parents, teachers and students. We have sent a letter out to all parents/carers in Primary and High School telling them that we will be taking part in the initiative. We have asked parents to speak to their children about ways they can use active travel to arrive in college. We have also promoted the initiative to teachers by talking about it in staff briefing and putting it in the staff bulletin. At the start we put the message on X and continued to promote throughout the two weeks.

Dates of activity

11/03/2024 - 22/03/2024

Number of participants

1200

Eco Active Week Assembly

Our story

With the help of the Pioneers Challenge Book, we arranged for an assembly for Year 7 to present students about Eco Travel Weeks. With the Big Walk and Cycle initiative starting a few days after the assembly we felt it was a good time to highlight the importance of Eco Active Week and what we would be doing to support it. The EcoReps all took part in writing and modifying their scripts and it was presented to the whole cohort during Friday assembly using the projector and a microphone. Afterwards, the DT teacher also talked to the year 7s about the Great plastic count which is a curriculum based project that Year 7s are working towards in Product Design Technology.

Dates of activity

08/03/2024 - 08/03/2024

Number of participants

200

Walking zones

Our story

The EcoReps have spent their Wednesday sessions working on a walking zone map. We used the online tool, ISO4APP API (advertised by Sustrans) to create an Isochrone map of distance walking from the college. It was decided to use a 5, 10 and 15 minute zone from the college to encourage as many students who live within the zone to walk to school. Once a map was plotted using the online tool ISOAPP API, the data was used to create a poster and a leaflet to hand out to parents at the school gates and to share in tutor time. The poster will be put front and centre on our EcoRep notice board and a copy will also be put into all the tutor rooms. A tutorial will be given to all students during tutor time to encourage them to walk to college.

Dates of activity

06/03/2024 - 23/05/2024

Number of participants

14

Planning Enforcement Case 15/ 1359/FUL - Traffic

Our story

The Diocese of Westminster proposed a meeting in relation to a Planning Enforcement Case involving the college, the council and the Diocese of Westminster. They had appointed a designated travel consultant, DHA to

Dates of activity

03/03/2024 - 03/05/2024

Number of participants

establish what the college had done to meet the required obligations of the build site. It was required that the college submitted a travel plan and this meeting was to discuss when the travel plan was started and what we had reached in terms of accreditation. They also wanted to know how we were maintaining the accreditation and what link, if any, there was to Strathmore School which is also on our site. The meeting was held over two hours and concluded in the college providing evidence that we were complying with the obligations set by the council.

5

Carbon Calculator

Our story

Our EcoRep group continued with their research by working out what our current SRRCC College Carbon Footprint was. This was determined by looking at the the Hands-up survey taken last term. We then used the Carbon Calculator given to us in the Pioneer Challenge booklet. At the end we got the Total CO2 emissions for the last travel survey and our aim is to reduce this for the second travel survey we do at the end of the year. We will be promoting active travel weeks in the summer term to make sure we have more students using active forms of travel to reduce our carbon footprint.

Dates of activity

21/02/2024 - 21/02/2024

Number of participants

15

School Travel Assembly - Top Travel Tips

Our story

With the help of the Pioneers Challenge Book, we arranged for a KS3 assembly to present students about Top Travel Tips. We first of all had a few lessons on how to present, how to read clearly and how to emphasise so that we could get the message across in a clear and consise manner. We spent a couple of weeks rehearsing our parts and then on the day of the assembly, rehearsed with a microphone and clicker to use the presentation slides. The EcoReps received a round of applause and the students were given the opportunity to ask questions.

Dates of activity

21/02/2024 - 21/02/2024

Number of participants

380

TfL Pioneers Road Safety Obstacle Course

Our story

As part of the Pioneers Challenge, we decided to promote active and safe travel by organising an obstacle course. The activity was designed to demonstrate how being distracted by electronic devices can affect a young person's ability to complete straightforward tasks. The aim was to prove how being distracted by technology, friends or surroundings can pose an increased risk of danger from traffic. Our Learning outcomes: 1) Straightforward tasks such as walking becomes much more difficult when distracted. 2) Distractions can come form using mobile phones, listening to music, playing computer games or chatting to friends. 3) mobile phone tech should be used in a safe environment. We found a large open space in the school hall and set up large obstacles. We had two stop watches, mobile phones and a score sheet. Mr Kitchen from TfL helped the EcoRep group organise and later on friends joined in to spread the message.

Dates of activity

17/01/2024 - 17/01/2024

Number of participants

20

Bikeability training -Year 6

Our story

The Primary School arranged a bikeability course for our Year 6 cohort to prepare them for independent travel in the summer term and going into secondary school. Between 15th January - 19th January 2024 the pupils were sent out with trained instructors for 1.5hrs of cycle training. The cohort was split into two groups and the bikeability sessions ran over a two week period. Communication was sent out to parents to advise them of the importance of bike safety and to prepare them for all students to take part. Training started in the school playground and those with sufficient control of their bikes were allowed to go into the on-road training. Pupils were encouraged to cycle to and from schools during this week to familiarise themselves with the route to and from their school and home. They were also given advice on wearing helmets and high viz vests. Students were also advised not to leave their bikes at college overnight.

Dates of activity

15/01/2024 - 19/01/2024

Number of participants

30

School travel noticeboard and web page

Our story

Notice board created by our EcoReps and our Travel Ambassadors. This is part of the School Sustainability and Stewardship of the college. Board is updated throughout the year.

A webpage has also been dedicated to the School Travel Plan. This too will be updates throughout the year.

Dates of activity

30/11/2023 - 21/12/2023

Number of participants

12

School active travel policy

Our story

A constultation between the travel ambassadors and the EcoGroup to come up with a travel plan that was approved by the Leadership Team. The wording was discussed and targets set. To be sent to all parents and students in Primary, High School and Sixth Form and a copy of the policy to be uploaded onto the college website

Dates of activity

30/11/2023 - 20/12/2023

Number of participants

11

Pupil involvement - Travel Issues Survey

Our story

We started the winter term with a new set of students taking part as an EcoRep. The first thing they wanted to do was to engage the students in Primary School and in KS3 to find out how we can improve travel to school. They wanted to find out how important the following topics were to the students: Traffic congestion, Air pollution, Pedestrian Road Safety, Cycle Safety, Overcrowding on buses or anti-social behaviour on buses. They also wanted to know what benefits active travel had. We had a great response with 545 students responding in total. We will use these responses to work towards goals in achieving reduced air pollution.

Dates of activity

29/11/2023 - 13/12/2023

Number of participants

600

Road Safety Week - Brake

Our story

The annual Road Safety Week event, hosted by road safety charity Brake (for which the theme is 'Let's talk about speed') took place from 19th to 25th November last year. The charity called for community groups to participate in this year's Road Safety Week and help to make communities safer. Brake compiled a helpful portfolio of resources for schools and families, to help educate children between the ages of 2-18 about important road safety messages. Families and individuals got involved in Road Safety Week by taking part in the charity's #Brake5.

Dates of activity

19/11/2023 - 25/11/2023

Number of participants

1000

Yr 2 Scooter training

Our story

Year 2 received scooter training from one of the borough programmes. This was for a variety of reasons:

It supported the PE National Curriculum

It established positive travel behaviours

It developed balance and coordination

It improved health through physical activity

Dates of activity

12/10/2023 - 12/10/2023

Number of participants

30

Parent/carer involvement - Thames Water Diversions

Our story

Local Diversions in place due to major water works taking place on Railway Approach and Station Road. This has had a direct impact on students, staff and parents making their way into college. Since the beginning of our association with Thames Water in relation to the disruption this would cause, we have been sending out reminders about diversion routes and possible limitations to parents who are required to drive their child to college. After the works started, maps were given to parents indicating alternative drop-off zones away from the construction works to allow for student and local residents safety.

Dates of activity

06/10/2023 - 15/03/2024

Number of participants

1500

Local community involvement

Our story

At the beginning of each term, especially in the first term when we have a lot of open events involving unfamiliar people coming to the college, we send posters via email and hand delivered key dates. On the day of the Open Evening, due to the rail strike, we were expecting more than the usual number of people arriving by car. To prevent this, we advertised via Eventbrite that there was no parking on site and that it would be necessary to use the two local car parks, Holly Road and Waitrose. We created a map which all visitors were emailed giving them details of how to get to the car parks. On the evening of the open day, we enlisted some Yr 12s to hand out maps on Station Road and Railway Approach to visitors arriving by car and asked them to avoid going anywhere near the college. We think this worked well and we received no complaints from the local residents.

Dates of activity

02/10/2023 - 04/10/2023

Number of participants

500

TfL Pioneers Challenge Student Leadership

Our story

At the beginning of the year we set up the Travel Ambassadors Pioneer challenge and have been visited by Mr Kitchen on 6 separate occasions. Each time, the group were prompted to take on new challenges to inspire the college to think about the way students and staff travelled to work/school. A few weeks ago, the group started to collaborate to complete their SSAT Student Leadership Course booklet and after getting it checked by some staff members and other representatives, it was submitted on the 4th July. A total of 12 students have been put forward for the collaboration.

Dates of activity

01/10/2023 - 04/07/2024

Number of participants

12

Yr 3 Richmond Safer Walking Scheme

Our story

Year 3 Safer Walking Scheme was arranged. The scheme involved practical training in crossing roads around the school. The training was carried out by instructors from the Road Safety Team and consisted of a series of walks for each child over the 3 afternoons, each walk taking approximately 30 minutes.?

All participants wore wearing high visibility clothing, and risk assessments were carried out on the sites which are to be used. All children were closely supervised by the trainers, each having a group size of no more than four children at any one time.

Dates of activity

18/09/2023 - 20/09/2023

Number of participants

30

School Streets

Our story

Parental comms are sent out regularly who may need a temporary or extended exemption. The admin team at the college receive almost daily messages asking for exemption. These requests are checked against our visitor list and with our LT to ensure that exemptions are only given in the most exceptional circumstances. Includes students in wheelchairs/crutches and those students with severe anxiety and need coaxing into the college. Other exemptions are given to visitors who need to bring resources and unable to come to our college by public transport. The admin team spends a significant time searching for genuine exemptions and often has to deal with difficult conversations with parents who are not granted exemption.

Dates of activity

02/09/2023 - 07/07/2024

Number of participants

1100

Thames Environmental Eco Day

Our story

Year 3 will be visited The Thames Explorer Trust on Wednesday 30th November 2022. This was part of their Flow topic and allowed the pupils to have an immersive experience of riverside fieldwork. Children will had the opportunity to use a range of scientific equipment to record simple abiotic data including temperature, depth, velocity and state of tide. They also assessed water quality through chemical tests. Children observed first hand the river features including meanders and islands and key river processes including erosion, transportation and deposition. Pupils used the local

Dates of activity

20/06/2023 - 20/06/2023

Number of participants

30

environment to gain experience in identifying and naming birds and other animals living in this environment.

World Environment Day

Our story

This year's focus for World Environment Day is plastic.

We created an information slide and a prayer for all classes in key stage 3 & 4 to use in form time during the week after World Environment Day.

This was followed up by a lesson on plastic pollution which was delivered to all Year 9 students in their geography lessons.

As part of the ensuing general discussion about World Environment Day, form tutors discussed with their forms how important it is to make sustainable choices around the college site including how students travel to and from school. Students were reminded of the environmental benefits of walking or cycling to school, as well as the benefit that this has to the environment.

Dates of activity

05/06/2023 - 16/06/2023

Number of participants

900

Promoting Bike Security

Our story

Potential Bike Thefts

After a spate of bike thefts on the college, we sent reminders to parents and to the students about making sure they kept their bikes safe on site. The information below was communicated to parents in the weekly comms:

"Recently we have had some unsolicited visits from potential bike thieves believing that bikes stored on our premises are 'easy pickings'. We want to make sure this isn't the case. If you or your child cycles to college, make sure to lock both wheels and the frame of the bike to a cycle stand or other immovable object. Also, make sure the locks go through the bike frame as well as both wheels and the post you are securing it to. Please see the poster below and visit this site here. Students leaving bikes on the college premises do so at their own risk and the college is not responsible for their safe storage."

Dates of activity

12/05/2023 - 12/05/2023

Number of participants

1000

Fundraising while being active

Our story

A select group of staff promoted the challenge of canoeing down the River Wye in order to raise money for the school. They used the bank holiday in May to drive to the starting point and then canoed 50 miles over 2 days. This was promoted to staff, parents and students as being active and doing something positive.

Parents were directed to a Fundraising page to raise money for the challenge:

[https://www.justgiving.com/campaign/SRRCCWYE2023?](https://www.justgiving.com/campaign/SRRCCWYE2023?utm_source=copyLink&utm_medium=campaign&utm_content=SRRCCWYE2023&utm_campaign=pfp-share&utm_term=f410b32402814d8eb8a920dc55e08af6)

[utm_source=copyLink&utm_medium=campaign&utm_content=SRRCCWYE2023&utm_campaign=pfp-share&utm_term=f410b32402814d8eb8a920dc55e08af6](https://www.justgiving.com/campaign/SRRCCWYE2023?utm_source=copyLink&utm_medium=campaign&utm_content=SRRCCWYE2023&utm_campaign=pfp-share&utm_term=f410b32402814d8eb8a920dc55e08af6)

Dates of activity

06/05/2023 - 07/05/2023

Number of participants

15

Other cycling activity

Our story

After a dangerous collision between a year 7 student and a local cycling instructor, we spoke to all KS3 & KS4 students about the importance of following the highway code when cycling (the student failed to give way) and the importance of wearing a helmet when cycling.

We reminded the students that wearing a helmet is part of our school uniform policy and that they have all signed the student agreement that they will follow the uniform policy.

We also reminded all students about making sure that their bike is road worthy

Dates of activity

03/05/2023 - 12/05/2023

Number of participants

900

Communicating with parents/carers

Our story

Update on school streets restrictions sent to all parents (primary & secondary) to remind them of the importance of not driving in the prescribed school streets in order to reduce emissions around the school site

Dates of activity

16/12/2022 - 16/12/2022

Number of participants

1000

Local community involvement

Our story

Every term, the college does it's best to inform local residents on the impact of traffic or large numbers of students or parents coming to the area. We have been distributing flyers to promote events, inviting the local community and creating strong and positive links between the college and the local community.

As part of the pastoral and community service, the Yr 12 (6th Formers) use an hour of their time each week to distribute the flyers to the local neighbourhood.

Dates of activity

07/12/2022 - 04/01/2023

Number of participants

500

Water Safety by RNLI

Our story

A volunteer of the RNLI, Jon gave the Year 3 class the class an educational talk all about water safety. Through play, video and discussion he taught the class how to plan for a trip near water, what to take, what to do and how to identify possible dangers by rivers, lakes and the sea. This was an incredibly valuable educational experience for all children and very beneficial that ensured all children know how to keep themselves safe near water.

Dates of activity

01/12/2022 - 01/12/2022

Number of participants

30

Air Quality Monitoring

Our story

Members of the school sustainability group conducted the air quality survey

Dates of activity

01/12/2022 - 01/12/2022

using the resource pack from TfL. We looked at lichens, tar spots and particulate matter across a range of locations on the school site.

Number of participants
15

Publicity within the local school community

Our story

Students from the school sustainability group, including the STARS ambassadors created an article for the ACTA school community newsletter reporting on their air quality survey and reminding parents about the importance of not idling.

Dates of activity
01/12/2022 - 16/12/2022

Number of participants
8

Safer Walking Scheme

Our story

Year 3 Safer Walking Scheme was arranged. The scheme involved practical training in crossing roads around the school. This training was carried out by a team of trained instructors from the Safety Education Team, London Borough of Richmond upon Thames. All participants wore wearing high visibility clothing, and risk assessments were carried out on the sites which are to be used. All children were closely supervised by the trainers, each having a group size of no more than four children at any one time.

Dates of activity
14/11/2022 - 16/11/2022

Number of participants
30

Road Safety Week

Our story

Relevant literature was downloaded from the Road Safety website and included in the tutor time information for all KS3 & KS4 form times during the week.

This made sure all students were aware of the necessity to be safe when travelling to and from school

Dates of activity
14/11/2022 - 18/11/2022

Number of participants
900

The STARS Challenge

Our story

We are working with TfL to encourage safe and sustainable travel in our school community. Our student team are having workshops to guide them in delivering activities for their peers

Dates of activity
01/11/2022 - 14/07/2023

Number of participants
7

Bikeability training

Our story

All of our Year 6 students took part in Bikability Sessions over the course of

Dates of activity
26/09/2022 - 30/09/2022

one week. During this time they were advised to come into school with a helmet and all the other necessary pieces of equipment needed to cycle safely. Those with bikes brought them in. The cycle training programme gave pupils the skills and confidence to ride their bikes on the road.

Number of participants

30

Bikeability training

Our story

All students in Year 6 (30 students) completed Level 2 Bikeability

Dates of activity

26/09/2022 - 07/10/2022

Number of participants

30

School Streets

Our story

Advertising School Streets to Staff members and parents making them aware that visitors must if they can use public transport to arrive in school otherwise they may incur a fine if they use their car.

Dates of activity

01/09/2022 - 21/07/2023

Number of participants

1

Bikeability training

Our story

Covered levels 1 and 2 with LA and Yr 6

Dates of activity

18/05/2020 - 22/05/2020

Number of participants

30

Scooter training

Our story

LA with Yr 2

Dates of activity

03/10/2019 - 03/10/2019

Number of participants

30

Pedestrian skills training

Our story

LA did with Yr 3

Dates of activity

23/09/2019 - 25/09/2019

Number of participants
30

Other curriculum activity

Our story

Air Quality Travel Project for Primary/Secondary in conjunction with Sustrans

Dates of activity

08/05/2019 - 23/12/2019

Number of participants
150

